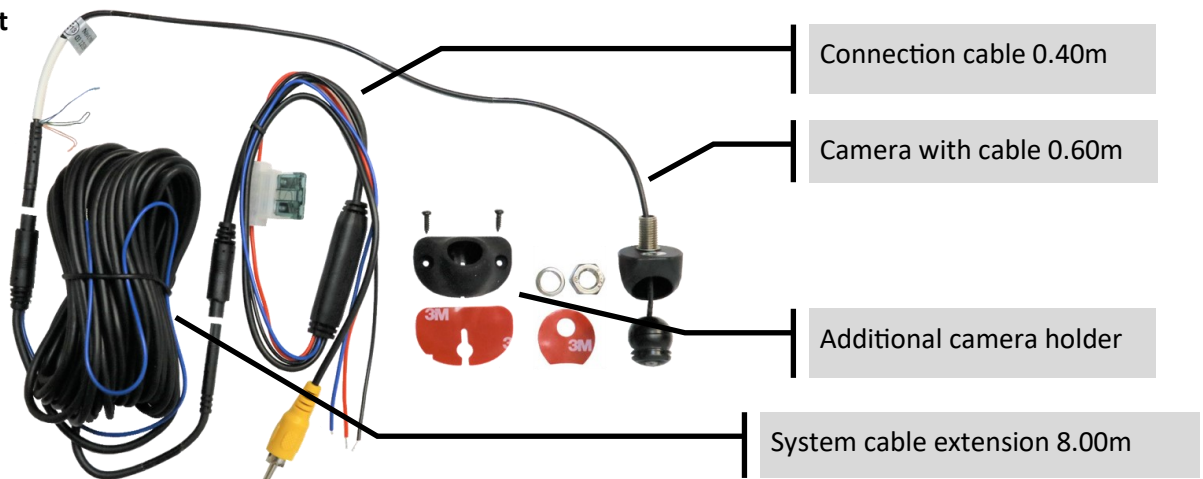


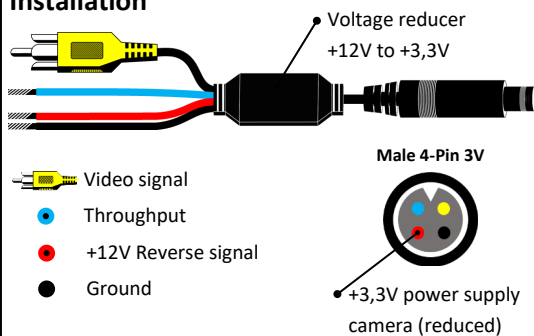
Mini front and rear-view camera

CAM-E-B180

Delivery content



Installation




Note: If the camera is powered by reverse gear lamp signal, we recommend to install a relay between the power supply of the reverse signal and the power supply of the camera, to ensure a stable and uninterrupted power supply and to avoid errors in the vehicle computer.

In case the isolation of the camera is harmed in the moisture section close to the camera, it is mandatory to repair the isolation. Otherwise the camera will inevitably become moist inside sooner or later.


Product features

- Mini ball camera NTSC with 2 housings (black)
- Housing 1: Cable-guided thread tube with counternut
- Housing 2: Screw or glue fixing
- Optional housing 3: Rubber ring for in-mount
- System cable with throughput wire, e.g. for reverse signal
- Horizontal mount-under and vertical mount-on possible (by rotating the ball)
- Mirroring can be switched off - suitable also as front camera
- Sensor type CMOS 1/4 inch HD low-light sensitive
- 800 TV lines, Light sensitivity 0.01Lux
- Aperture F1.2
- Angle H = 180°, V = 125°, D = 210°
- Guide-lines width selectable between car or truck
- Guide-lines can be switched off
- Protection class IP69K
- Suitable for permanent operation (connection to ACC)
- Supply voltage **+12/24V DC (6 ~ 28V)**
- Operating voltage camera **+3,3V DC**
- Current consumption 50mA
- Video connection RCA male connector
- System cable of camera 4pin 3V
- Diameter of camera connector 5mm
- Total cable length 8.70m
- Operating temperature range -30°C to +75°C
- Dimensions in housing 1 - 25 x 23.5 x 26.7mm (W x H x D)
- Dimensions in housing 2 - 40 x 22.4 x 27mm (W x H x D)

Camera configuration (cut cable loops if required)



Housing options



E13 03 12699



Version 2312