


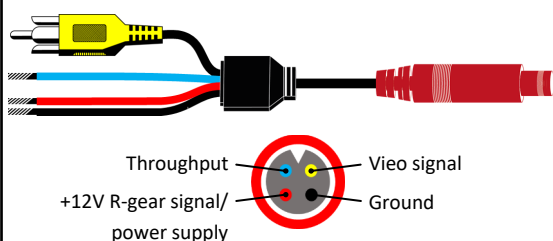
Brake light with rear-view camera

VAN-REN01

Delivery content



Installation



Note: If the camera is powered by reverse gear lamp signal, we recommend to install a relay between the power supply of the reverse signal and the power supply of the camera, to ensure a stable and uninterrupted power supply and to avoid vehicle computer errors. The **throughput wire** can be used to connect the reverse gear lamp signal from back to front.

In case the isolation of the camera is harmed in the moisture section close to the camera, it is mandatory to repair the isolation. Otherwise the camera will inevitably become moist inside sooner or later.

Do not expose camera to high pressure cleaners.

Produktfeatures

- Camera in vehicle-specific 3rd brake light
- Mounted by exchanging the factory 3rd brake light
- Factory illumination is kept
- Camera position can be adjusted vertically in 3 steps
- Sensor-type CMOS 1/4 inch HD low-light sensitive
- NTSC format (800 TV lines)
- Aperture F1.2
- Light sensitivity 0.01 Lux
- Infrared night vision LED
- Angle H=160°, V=120°, D=200°
- Mirrored picture (fixed)
- Guide-lines can be switched off
- Protection class IP69
- Mini 4pin-BM system harness with throughput wire (blue)
- 11.00m total system cable length, consists of:
 - 0.40m cable fixed on camera to female 4pin-BM (∅ 5mm)
 - 10.00m extension cable male 4pin-BM to female 4pin-BM
 - 0.60m adapter male 4pin-BM to male RCA and power wires

Specifications


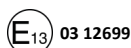
- Brake light with grub screw 195 x 126 x 125mm (W x H x D)
- Operating voltage +12V DC
- Current consumption max. 110mA
- Suitable for permanent power (ACC)
- Operating temperature range -30°C bis +75°C
- Storage temperature range -40°C bis +80°C

Camera configuration (cut green cable loop if required)

Without guide-lines



With guide-lines



Version 2202